

REVISION

A	JC	G LEWIS
9/9/2005 ECN-50398		
RELEASE FOR PRODUCTION		
B	NB	A SHROUT
12/20/2005 ECN-54200		
SHT 1, ADD LEAD-FREE BLOCK, BOM, CHG FROM 3BE-P8235-00 TO STS-01 & FROM HDRL-01 TO HDRL-11.		
C	AS	A SHROUT
3/19/2007 ECN-73164		
ADD -03 AND -04 CONFIGURATIONS TO TABLE 2. CHANGE ALL "A" DIMENSIONS TO "L". CHG HDRL IN DWG VIEWS FROM 01 TO -11 STYLE. ADD CRITICAL TO NOTE 3. UPDATE NOTE 7 WITH CORRECT TRAVELER INFO.		

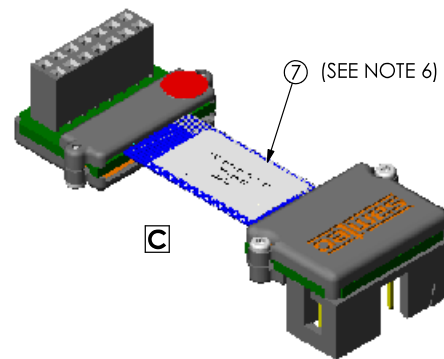
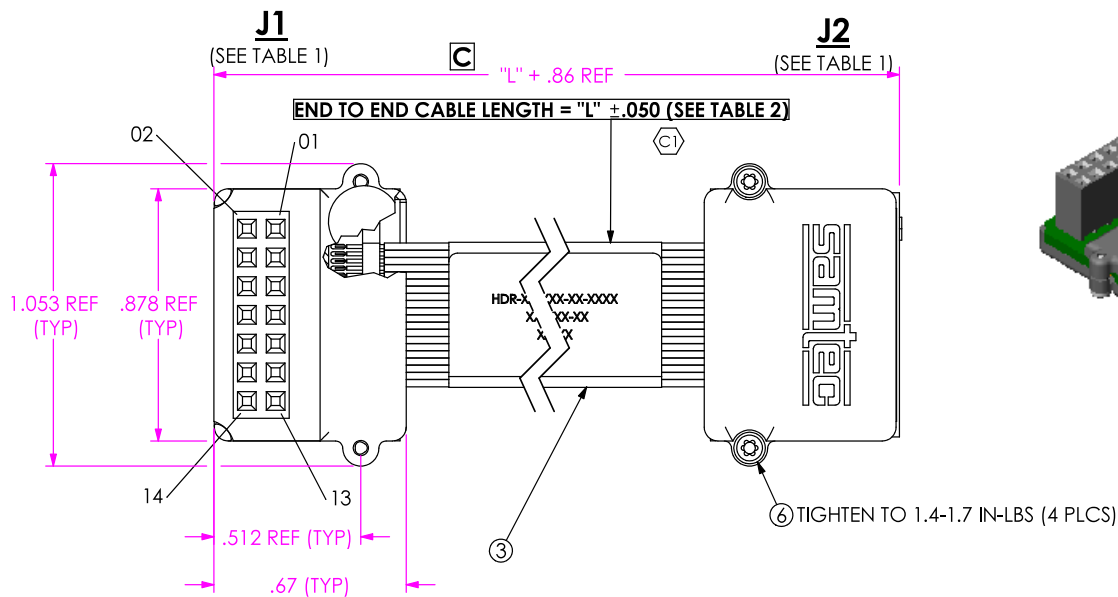


TABLE 1
CABLE ASSEMBLY SIGNAL MAPPING

J1 POS	COAX #	J2 POS
1	1	1
2	2	2
3	3	3
4	GND	4
5	5	5
6	6	6
7	7	7
8	8	8
9	9	9
10	10	10
11	11	11
12	12	12
13	13	13
14	14	14
N/A	15	N/A
N/A	16	N/A
N/A	17	N/A
N/A	18	N/A
N/A	19	N/A
N/A	20	N/A

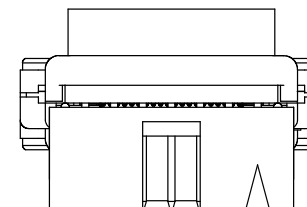
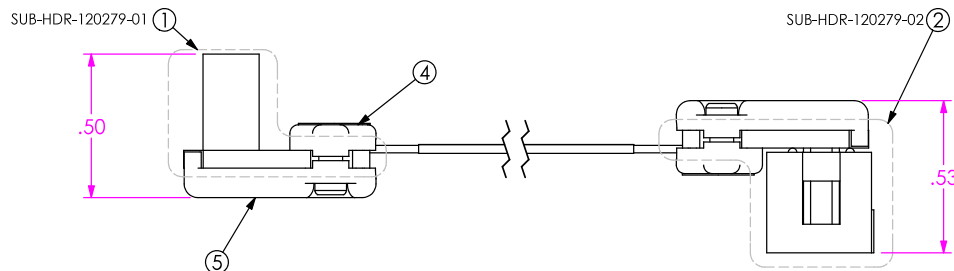
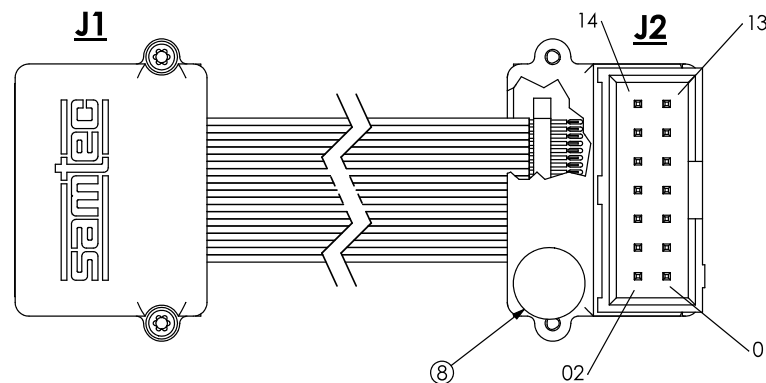


TABLE 2

PART NUMBER	"L"
HDR-120279-01-HHSC	8.00"
HDR-120279-02-HHSC	18.00"
HDR-120279-03-HHSC	26.00"
HDR-120279-04-HHSC	10.00"



Ⓟ THIS PRODUCT MANUFACTURED WITH LEAD-FREE PROCESSING

NOTES:

1. HHSC NOT AVAILABLE AS STANDARD.
2. Ⓞ REPRESENTS A CRITICAL DIMENSION.
3. ALL ASSEMBLIES TO BE 100% ELECTRICALLY TESTED FOR SHORTS AND OPENS.
4. ALL ASSEMBLIES TO BE 100% HI-POT TESTED AT 300V.
5. PACKAGE ASSEMBLIES IN STATIC DISSIPATION BAGS.
6. ITEM 7 TO BE CENTERED ON ITEM 3 AS SHOWN; ITEM 7 IS TO CONTAIN PART NUMBER, SHOP ORDER, LINE NUMBER, & DATE CODE.
7. FOR PRE-TINNING PROCESSING INFORMATION ON SUB-ASSEMBLIES, REFERENCE SUB-HDR-120279-XX-HHSC TRAVELER.XLS.
8. PARTS TO BE PROCESSED PER SAMTEC ACCEPTABILITY REQUIREMENTS: HDR-PI-01 "CABLE ASSEMBLY WORKMANSHIP STANDARDS".

ITEM NO.	PART NUMBER	DESCRIPTION	QUANTITY	MATERIAL
1	SUB-HDR-120279-01	MODIFIED SUB-HHSC	1	SUB ASSEMBLY
2	SUB-HDR-120279-02	MODIFIED SUB-HHSC	1	SUB ASSEMBLY
3	SUB-RCC-20-01-025-XX.XX	COAX CABLE	1 (SEE TABLE 2)	SUB ASSEMBLY
4	QCD-01-11	HOUSING	2	QUESTRA EA522 BK, COLOR: BLACK
5	QCD-01-12	HOUSING	2	QUESTRA EA522 BK, COLOR: BLACK
6	STS-01	FASTENER	4	LOW CARBON STEEL SCREW
7	HDRL-11	LABEL	1	POLYESTER WITH P1400 ADHESIVE
8	ASP-112618-01-C	LABEL	2	VINYL, COLOR: RED

UNLESS OTHERWISE SPECIFIED, DIMENSIONS ARE IN INCHES.
TOLERANCES ARE:
DECIMALS ANGLES
.XX: ±.01[.3]
.XXX: ±.005[.13]
.XXXX: ±.0020[.051]

PROPRIETARY NOTE
THIS DOCUMENT CONTAINS INFORMATION CONFIDENTIAL AND PROPRIETARY TO SAMTEC, INC. AND SHALL NOT BE REPRODUCED OR TRANSFERRED TO OTHER DOCUMENTS OR DISCLOSED TO OTHERS OR USED FOR ANY PURPOSE OTHER THAN THAT WHICH IT WAS OBTAINED WITHOUT THE EXPRESSED WRITTEN CONSENT OF SAMTEC, INC.

SAMTEC

520 PARK EAST BLVD, NEW ALBANY, IN 47150
* PHONE: 812.944.6733 FAX: 812.948.5047
e-Mail: INFO@SAMTEC.COM CODE: 55322

DO NOT SCALE DRAWING

SHEET SCALE: 1.5:1

DESCRIPTION:
.100 C.L. COAX CABLE ASSEMBLY

DWG. NO.

HDR-120279-XX-HHSC

BY: CUMMINGS 9/9/2005 SHEET 1 OF 2

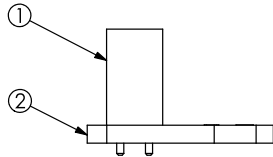
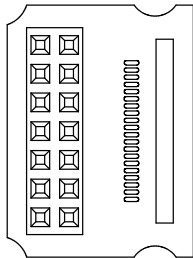




REVISION C

J1

SUB-HDR-120279-01

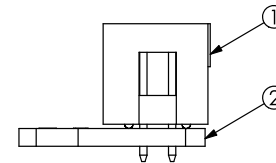
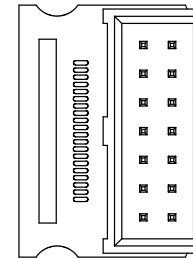


ITEM NO.	PART NUMBER	QUANTITY	MATERIAL
1	SSQ-107-01-S-D	1	.100 SOCKET
2	PCB-100319-HDR-01	1 (SEE NOTE 7)	PCB



J2

SUB-HDR-120279-02



ITEM NO.	PART NUMBER	QUANTITY	MATERIAL
1	HTSS-107-01-S-D	1	.100 TERMINAL
2	PCB-100319-HDR-02	1 (SEE NOTE 7)	PCB

F:\DWG\HDR\120000\HDR-120279-XX-HHSC\HDR-120279-XX-HHSC.SLDDRW

PROPRIETARY NOTE

THIS DOCUMENT CONTAINS INFORMATION CONFIDENTIAL AND PROPRIETARY TO SAMTEC, INC. AND SHALL NOT BE REPRODUCED OR TRANSFERRED TO OTHER DOCUMENTS OR DISCLOSED TO OTHERS OR USED FOR ANY PURPOSE OTHER THAN THAT WHICH IT WAS OBTAINED WITHOUT THE EXPRESSED WRITTEN CONSENT OF SAMTEC, INC.

SHEET SCALE: 1.5:1



SAMTEC

520 PARK EAST BLVD, NEW ALBANY, IN 47150
 * PHONE: 812.944.6733 FAX: 812.948.5047
 e-Mail: INFO@SAMTEC.COM CODE: 55322

DESCRIPTION: .100 C.L. COAX CABLE ASSEMBLY

DWG. NO. HDR-120279-XX-HHSC

BY: CUMMINGS 9/9/2005 SHEET 2 OF 2