

DO NOT  
SCALE FROM  
THIS PRINT

TNC-P-C-XX-ST-CR4

GENDER  
-P: PLUG

TYPE  
-C: CABLE

TERMINATION  
-CR4: CABLE  
(RG058)

ORIENTATION  
-ST: STRAIGHT

PLATING SPECIFICATION  
-MN: HEAVY GOLD/NICKEL (SEE NOTE 7 & 8)  
(TNC-FER-003-N)  
(TNC-INS-002)  
(TNC-SKT-002-M)  
(SUB-TNC-P-C-N-ST-CR4)

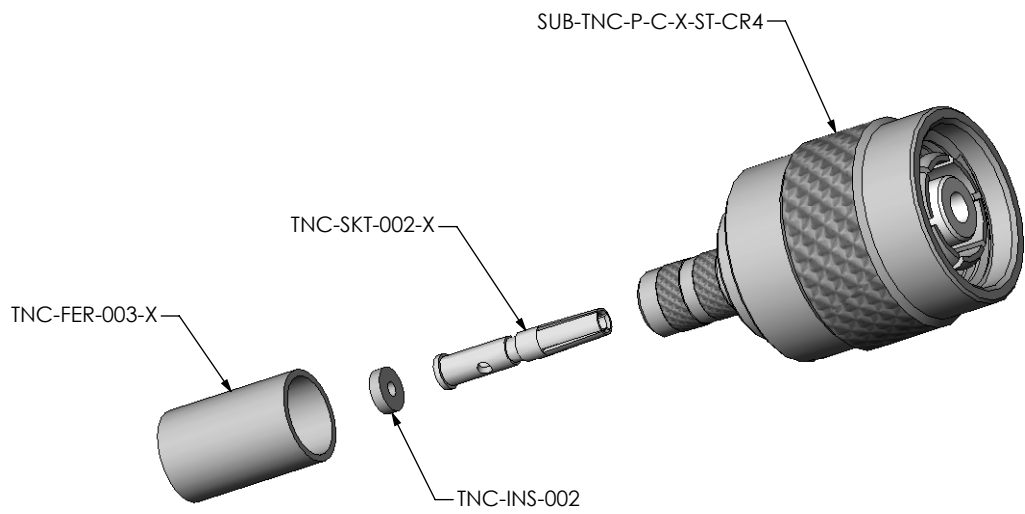
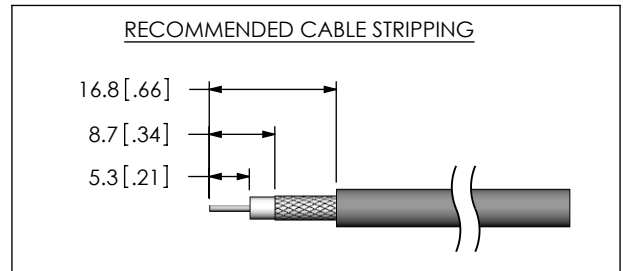


FIG. 1  
TNC-P-C-X-ST-CR4 SHOWN

- NOTES:
1. (C) REPRESENTS A CRITICAL DIMENSION.
  2. CENTER CONTACT PUSHOUT FORCE: 26.69 N [6LB] MIN
  3. SEE SHEET 3 FOR TERMINATION INFORMATION.
  4. DELETE
  5. PRODUCT TO BE PACKAGED PER PACKAGING STANDARD CO-HD-WI-3040-M
  6. RoHS COMPLIANT.
  7. PLATING: -N: .000100" MIN NICKEL.  
-M: .000010" MIN GOLD OVER .000050" MIN NICKEL.
  8. ASSEMBLY PLATING DESIGNATIONS:  
-MN: (CENTER CONTACT)-M:  
(OUTER CONTACT) -N:  
(REMAINING METAL PARTS) -N:

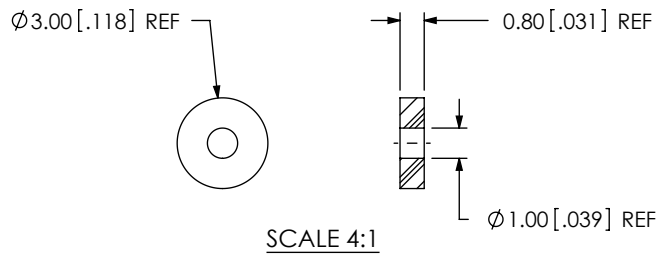


**THIS PRODUCT MANUFACTURED  
WITH LEAD-FREE PROCESSING**

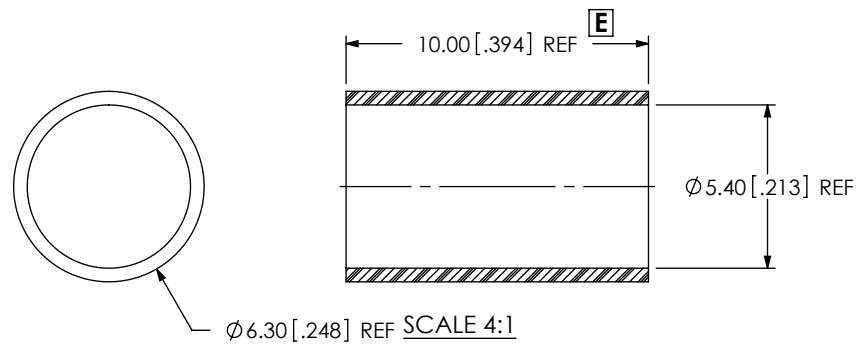
c:\enterprise\aut\DWG\MISC\MKTG\TNC-P-C-XX-ST-CR4-MKT.SLDDRW

<p>UNLESS OTHERWISE SPECIFIED, DIMENSIONS ARE IN MILLIMETERS [INCHES]</p> <p>TOLERANCES ARE:</p> <p>DECIMALS      ANGLES</p> <p>.X: ±0.3 [.01]      2°</p> <p>.XX: ±0.13 [.005]</p> <p>.XXX: ±0.051 [.0020]</p>	<p><b>PROPRIETARY NOTE</b></p> <p>THIS DOCUMENT CONTAINS INFORMATION CONFIDENTIAL AND PROPRIETARY TO SAMTEC, INC. AND SHALL NOT BE REPRODUCED OR TRANSFERRED TO OTHER DOCUMENTS OR DISCLOSED TO OTHERS OR USED FOR ANY PURPOSE OTHER THAN THAT WHICH IT WAS OBTAINED WITHOUT THE EXPRESSED WRITTEN CONSENT OF SAMTEC, INC.</p>	<p><b>samtec</b></p> <p>520 PARK EAST BLVD., NEW ALBANY, IN 47150 PHONE: 812-944-6733    FAX: 812-948-5047 e-Mail: info@SAMTEC.com    code: 55322</p>
<p><b>MATERIAL:</b>      DO NOT SCALE DRAWING      SHEET SCALE: 2:1</p> <p>SHELL, FERRULE: BRASS CONTACT: COPPER ALLOY DIELECTRIC: PTFE GASKET: SILICON</p>	<p>DESCRIPTION: TNC STRAIGHT CABLE PLUG, RG58-50 OHM <b>E</b></p> <p>DWG. NO. TNC-P-C-XX-ST-CR4</p> <p>BY: R MUSSER    12/19/2007    SHEET 1 OF 3</p>	

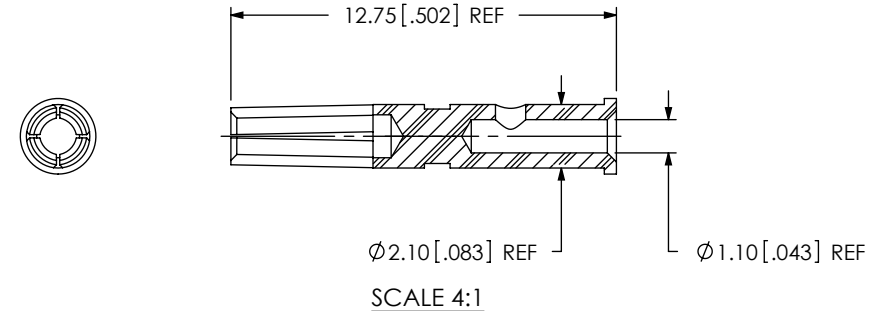
REVISION E



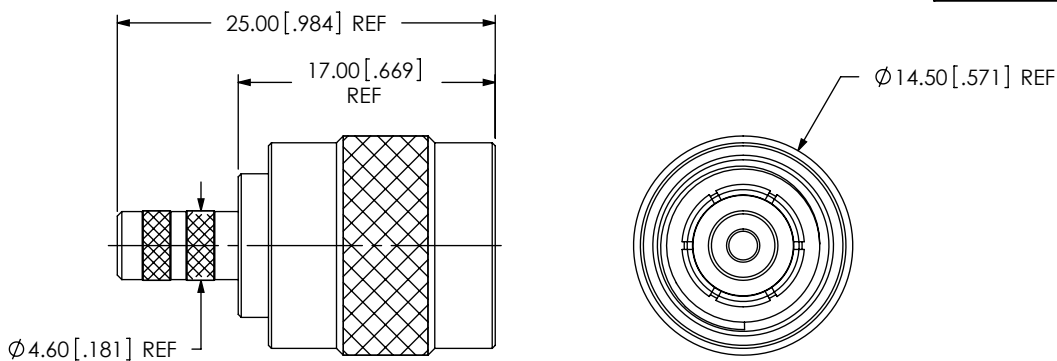
SAMTEC PART NUMBER	ITEM
TNC-INS-001	INSULATOR



SAMTEC PART NUMBER	ITEM
TNC-FER-003-X	OUTER FERRULE



SAMTEC PART NUMBER	ITEM
TNC-SKT-002-X	SOCKET



SAMTEC PART NUMBER	ITEM
SUB-TNC-P-C-X-ST-CR4	SUB ASSEMBLY

c:\enterprise\vault\DWG\MISC\MKTG\TNC-P-C-XX-ST-CR4-MKT.SLDDRW

**PROPRIETARY NOTE**  
 THIS DOCUMENT CONTAINS INFORMATION  
 CONFIDENTIAL AND PROPRIETARY TO  
 SAMTEC, INC. AND SHALL NOT BE REPRODUCED  
 OR TRANSFERRED TO OTHER DOCUMENTS OR  
 DISCLOSED TO OTHERS OR USED FOR ANY  
 PURPOSE OTHER THAN THAT WHICH IT WAS  
 OBTAINED WITHOUT THE EXPRESSED WRITTEN  
 CONSENT OF SAMTEC, INC.



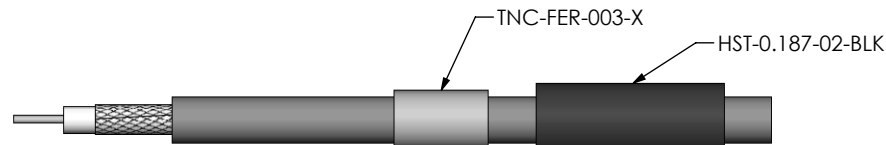
520 PARK EAST BLVD, NEW ALBANY, IN 47150  
 PHONE: 812-944-6733 FAX: 812-948-5047  
 e-Mail: info@SAMTEC.com code: 55322

DO NOT SCALE DRAWING  
  
 SHEET SCALE: 2:1

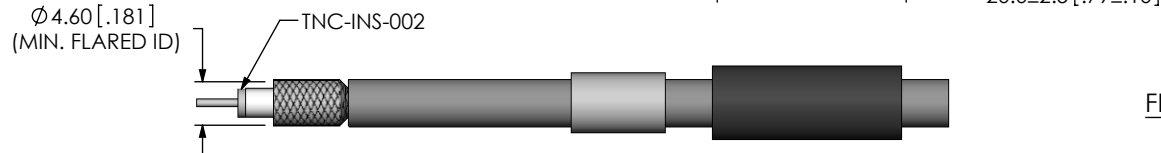
DESCRIPTION:  
 TNC STRAIGHT CABLE PLUG, RG58-50 OHM **E**  
 DWG. NO.  
**TNC-P-C-XX-ST-CR4**  
 BY: R MUSSER 12/19/2007 SHEET 2 OF 3




STRIP AND TIN INNER CONDUCTOR



ADD HEAT SHRINK TUBE AND FERRULE

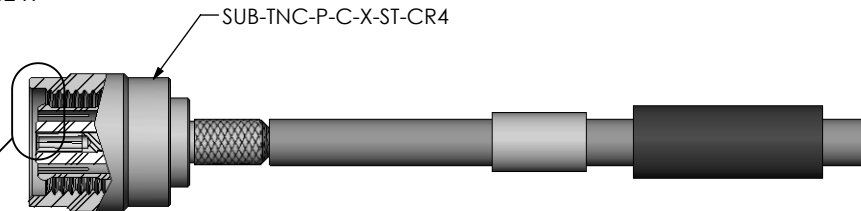
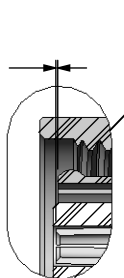


FLARE SHIELD, ADD INSULATOR

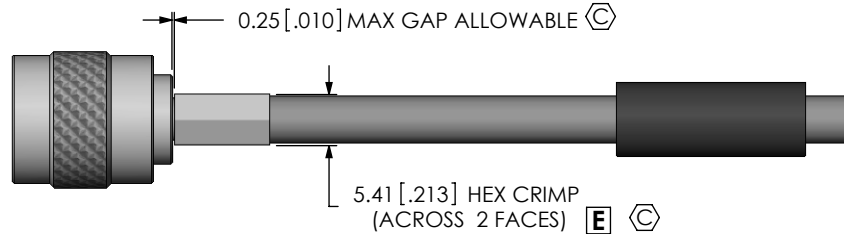


SOLDER SIGNAL SOCKET

$0.10^{+0.10}_{-0.15} [ .004^{+0.004}_{-.006} ]$   
TO CENTER CONTACT



ADD SUB-TNC-P-C-X-ST-CR4



CRIMP FERRULE  
(USE RF CRIMP HAND TOOL #CAT-HT-12667-21 OR EQUIVALENT)



APPLY HEAT SHRINK TUBE

c:\enterprisevault\DWG\MISC\MKTG\TNC-P-C-XX-ST-CR4-MKT.SLDDRW

**PROPRIETARY NOTE**  
THIS DOCUMENT CONTAINS INFORMATION CONFIDENTIAL AND PROPRIETARY TO SAMTEC, INC. AND SHALL NOT BE REPRODUCED OR TRANSFERRED TO OTHER DOCUMENTS OR DISCLOSED TO OTHERS OR USED FOR ANY PURPOSE OTHER THAN THAT WHICH IT WAS OBTAINED WITHOUT THE EXPRESSED WRITTEN CONSENT OF SAMTEC, INC.



520 PARK EAST BLVD, NEW ALBANY, IN 47150  
PHONE: 812-944-6733 FAX: 812-948-5047  
e-Mail: info@SAMTEC.com code: 55322

DO NOT SCALE DRAWING

SHEET SCALE: 1.25:1

DESCRIPTION:  
TNC STRAIGHT CABLE PLUG, RG58-50 OHM

DWG. NO.  
TNC-P-C-XX-ST-CR4 **E**

BY: R MUSSER 12/19/2007 SHEET 3 OF 3