






SAMTEC HIGH SPEED BOARD-TO-BOARD PRODUCT CHART



Samtec Brand Name	Series	Pitch	Stack Height (mm)*	Features
Q Series® (Q Strips®, Q Pairs®) 	QTH/QSH	.5mm	5, 8, 11, 14, 15, 16, 19, 25, 30	Breadth of offering (pitch, positions, stacks, orientations), metal plane for power or ground.
	QTS/QSS	.635mm	5, 8, 11, 16	
	QTE/QSE	.8mm	5, 8, 11, 14, 15, 16, 19, 25, 30	
Q2™ 	QMS/QFS	.635mm	10, 11, 12, 13, 14, 16	Rugged, numerous combos and end options, multiple orientations, metal plane for power or ground.
	QMSS/QFSS	.635mm	11	Shielded Q2™, end options, metal plane for power or ground.
Q Rate™ 	QRM8/QRF8	.8mm	7, 9, 10, 12, 14	Edge Rate™ contacts, ground planes, and slim footprint.
Edge Rate™ 	ERM8/ERF8	.8mm	7, 9, 10, 12, 13, 14, 15, 16	Rugged, high cycle, smooth contact surface.
	ERM5/ERM5	.5mm	7, 9, 10, 11, 12	
Razor Beam™ 	ST4/SS4	.4mm	4, 4.5, 5, 5.5, 6	Ultra-fine pitch, slim, narrow, low profile.
	LSHM	.5mm	5, 5.5, 6, 6.5, 7, 8, 8.5, 9, 10, 12	Hermaphroditic, fine pitch, slim, narrow, rugged.
	LSS	.635mm	6, 7, 8, 9, 10, 12	
	LSEM	.8mm	6, 7, 8, 9, 10, 12	
QEM8/QEF8	QEM8/QEF8	.8mm	10	Footprint compatible with Q Series®, Edge Rate™ contacts, and ground planes.
QDM8/QDF8	QDM8/QDF8	.8mm	7, 10	Edge Rate™ contacts with dual ground planes.

*Some stack heights are application specific options.

For more information contact SIG@samtec.com